

Ingersoll Gantry 2000



Erodiermaschine

Maschinentyp: Ingersoll Gantry 2000

Steuerung:

Baujahr: 2001



Alle Maschinen optional mit

✓ **SERVICE-PAKET**

Abbau - Verladung - Transport - Inbetriebnahme

TECHNISCHE DATEN:

Verfahrwege:






X-Achse: [mm] 1.550

Y-Achse: [mm] 2.750

Z-Achse: [mm] 1.000

Arbeitsbehälter: 2.020

x 3.220 x 1.350 mm



+49 (0)611 5 10 1990 info@stenzel.de